

# Prosys<sup>®</sup> Leg Bag Sleeve

## FITTING INSTRUCTIONS



Simply pull the **Prosys<sup>®</sup> Leg Bag Sleeve** over the foot like a sock and up onto the thigh or calf with the large slit in the material at the top and facing outwards.


















Slide your **Prosys<sup>®</sup> Leg Bag** or any other brand of urine drainage bag into the top of the **Prosys<sup>®</sup> Leg Bag Sleeve** through the slit in the material and push the drainage tap through the hole at the bottom. Rotate and locate the sleeve into a position that feels comfortable.

Code	Size*	Colour Code	Pack
PLS3881	Small (24-40cm)	Yellow	4
PLS3904	Medium (36-50cm)	Blue	4
PLS3928	Large (40-65cm)	Beige	4

\*All sizes are approximate and may vary dependent on user.

## WASHING INSTRUCTIONS

The **Prosys<sup>®</sup> Leg Bag Sleeve** is made of Polyamide 92%, Elastane 7%, Viscose 1% and is machine washable.

 <b>Non-sterile</b>	 <b>Keep dry</b>	 <b>Batch code</b>	 <b>Catalogue number</b>
 <b>Consult instructions for use</b>	 <b>Keep away from sunlight</b>	 <b>Date of manufacture</b>	 <b>Medical device</b>
 <b>Caution</b>	 <b>Do not use if package is damaged</b>	 <b>Use by date</b>	 <b>Unique device identifier</b>
 <b>Not made with natural rubber latex</b>	 <b>Manufacturer</b>	 <b>UK conformity mark</b>	
 <b>Authorized representative in the European community/European Union</b>	 <b>European conformity mark</b>		